



Teacher Edition

AlphaWorld

Looking After Eggs

Written by Kerrie Shanahan



Horwitz Education
A Division of Horwitz
Publications Pty Ltd
55 Chandos Street
St Leonards NSW 2065
Australia

Horwitz Gardner Limited
168c High Street
Egham, Surrey
TW20 9HP
United Kingdom

Published edition
© Eleanor Curtain
Publishing 2005
Text © Nicole di Marco
Photographs © Eleanor
Curtain Publishing

First published 2005

Apart from any fair dealing for the purposes of study, research, criticism or review, as permitted under the Copyright Act of Australia, no part of this book may be reproduced by any process, or transmitted in any form, without permission of the copyright owner. Where copies of part or the whole of this book are made under Part VB of the Copyright Act, the law requires that records of such copying be kept and the copyright owner is entitled to claim payment.

Developed by
Eleanor Curtain Publishing
Text: Nicole di Marco
Consultant: Susan Hill
Designed by
Alexander Stitt
Production by
Publishing Solutions

Printed in China

ISBN 0 7253 3073 2

1 2 3 4 5 6 7 8 9
05 06 07

How to use this book

The AlphaWorld teacher editions support teachers as they guide children's reading and thinking during one or more guided reading sessions. Teachers can observe children as they read and choose from the given suggestions to suit individual needs.

Before reading

Setting the context, front cover and title page:

The suggestions help teachers to set the scene and prepare children for reading the book. Prompts help to determine children's prior knowledge. Where necessary, background information is provided. Teachers are encouraged to check that children understand the vocabulary listed and to discuss the meanings and/or the structures of these words. Previous experiences with similar text types may also be discussed.

During reading

Predict, Read, Reflect:

Questions encourage children to engage with the text by making predictions. The children then read a section of the text and reflect on what they have read. The focus is on the content, language and text features of the book.

Observe and support:

Prompts help teachers to focus on the strategies children use as they read. Teachers can then select from and adapt the suggestions according to the needs of the individual child. The suggestions aim to develop a child's reading abilities. Interruptions to the child's reading should be minimal.

After reading

A selection of reading and writing activities:

The last pages of the teacher edition provide follow-up activities and include the assessment focus.

Selected text features

- Contents page
- Clearly labelled pictures
- Glossary

Vocabulary

burrow, guard, larvae, laying, maggots, pouch, predators, stomach, survive, temperature, waterhole

Setting the context

Bring an egg into class and ask a child to crack it open.

What are eggs?


Are they easy to break?

How do we protect eggs?

How do animals protect eggs?

Background information

Looking After Eggs explains the varied and unusual ways that different animals look after their eggs. Each animal's goal is to give its offspring the best possible chance of survival. The fascinating ways that these animals care for their eggs will amaze young readers.




Front cover

Show the front cover.

This book is called Looking After Eggs.

What can you see on the front cover?

How would a snake look after its eggs?



Title page

Turn to the title page.

Point out the name of the author.

What is in the photo?

How would these eggs be looked after?

Predict

This is the contents page. Let's read through it to find out what this book will be about.

Look at the photo. What sort of eggs could these be?

Turn to page 4.

This is the introduction. This introduction tells us that many animals lay eggs.

Look at the photos on this page. Which animals lay eggs?

Do you think they all look after their eggs in the same way?

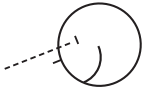
Read to the end of page 5.

Reflect

Discuss any words that the children had difficulty with in the contents page.

Which section heading do you think will be the most interesting? Why?

After reading the introduction, what do you expect to discover about eggs in this book?

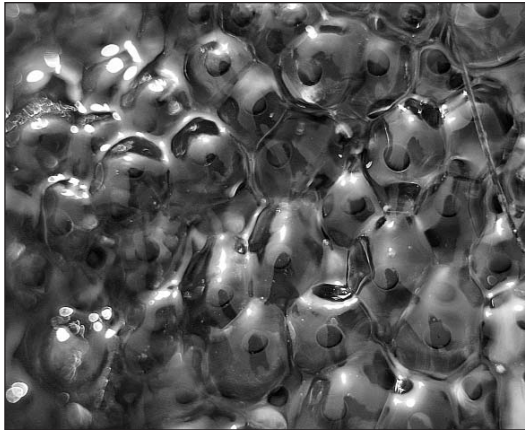


Observe and support

Does the child use his or her knowledge of phonics to support reading?

When reading the word 'guarding', does the child recognise that /ar/ represents a sound?

Can you show me the part of this word that is making the /ar/ sound?




Contents

| | |
|----------------------------|----|
| Introduction | 5 |
| Laying eggs on food | 6 |
| Carrying eggs | 8 |
| Burying eggs | 12 |
| Guarding eggs | 14 |
| Fathers looking after eggs | 16 |
| Thousands of eggs | 20 |
| Conclusion | 22 |
| Glossary | 24 |




Introduction

Many animals lay eggs. These animals have different ways of looking after their eggs and keeping them safe.



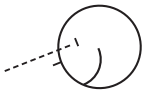
Predict

This heading is 'Laying eggs on food'. The book says that some animals lay their eggs on other animals. Why would they do this?

 **Read** to the end of page 7.

Reflect

*What are larvae? What are maggots?
Have you ever seen maggots? What do they look like?*



Observe and support

Can the child identify the verbs used on this page?

Let's read this sentence together: 'This fly lays its eggs on a dead animal.'

What word tells us what the fly does? What sort of word is 'lays'?

Use other examples on the page for discussion.

Laying eggs on food

Some animals lay their eggs on other animals so that when the eggs hatch, the larvae will have food to eat straightaway.

Fly


This fly lays its eggs on a dead animal. When the eggs hatch, the larvae feed on the dead animal.



This wasp lays its eggs on a caterpillar. The eggs hatch into maggots.

Wasp

The maggots feed on the caterpillar until they grow into wasps.



Predict

This section is about carrying eggs. Some animals carry their eggs to keep them safe.

Look at the photo of the crayfish and the echidna. Where does the crayfish carry its eggs? Where would the echidna carry its egg?

Turn to page 10.

Some animals carry their eggs in their mouth until they hatch! Why would this fish do that?

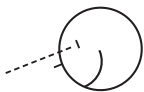
Look at the gastric brooding frog. What can you see in its mouth?

Read to the end of page 11.

Reflect

Why do some animals carry their eggs?

How long do they carry them for?



Observe and support

Ask one child to read aloud to you while the others are reading silently.

Does the child pay attention to the punctuation to support phrased and fluent reading?

Point to the punctuation marks.

What do punctuation marks show?

It is a good idea to pause a little before reading a new sentence aloud.

Carrying eggs

Some animals carry their eggs to keep them safe.

This crayfish lays about 200 eggs. The crayfish carries them around under her tail from two to 20 weeks, until the water is at the right temperature for them to hatch. After they hatch, the young crayfish cling to the mother for a week or two until they are ready to look after themselves.

Crayfish



This echidna lays a single egg and then carries it around in her pouch for 10 days until it hatches. The baby echidna stays in the pouch for up to 60 days. It then starts to grow spines, and the mother puts it in a burrow.

Echidna



Some animals carry their eggs in their mouth until they hatch!

This fish lays about 300 eggs. She then collects them in her mouth and holds them there. They hatch in her mouth. The young fish stay in their mother's mouth until they can look after themselves. The mother has the eggs and the babies in her mouth for up to three weeks.

Fish



This frog swallows her eggs and carries them in her stomach. The eggs hatch into tadpoles. The tadpoles stay in their mother's stomach until they develop into baby frogs. This takes about seven to eight weeks. The baby frogs then hop out of their mother's mouth.

Gastric brooding frog



Predict

Some animals bury their eggs to keep them safe until they hatch.

Why would the crocodile stay close to its nest once it buries its eggs in the sand?


Which animal digs a burrow for its eggs?

Turn to page 14.

Some animals guard their eggs. Why would they do this?

Look at the photos.

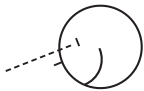
How does this snake guard its eggs? How does the salamander guard its eggs?

 **Read** to the end of page 15.

Reflect

Both the crocodile and the green sea turtle bury their eggs.

Do they bury their eggs the same way or are there differences?



Observe and support

Can the child read the text fluently?

I liked the way that sounded when you read it. It made it easy for me to understand.

Burying eggs

Some animals bury their eggs to keep them safe until they hatch.

This crocodile digs a hole in the sand beside a waterhole. She lays between 13 and 20 eggs in the hole and then covers them with sand. She stays close to the nest to protect the eggs from other animals. Eight weeks later, the eggs hatch, and the mother helps her babies into the water. They stay close to her for the next three days. Then they begin looking after themselves.

Crocodile



Turtle

The green sea turtle digs a burrow. She lays about 100 eggs in the burrow and then covers the whole nest with sand so that it is hard to see. The turtles hatch, then scramble over the sand and find their way into the water.


11

Guarding eggs

Some animals guard their eggs. They do this to protect them from other animals that eat eggs.

This snake guards her eggs. She curls her body around them to keep them safe and warm. Other snakes might eat the eggs if she doesn't look after them. When the young snakes hatch, they are able to look after themselves.

Snake



This salamander guards her eggs for four to five months by curling her body around them. This helps to protect them from predators. She also turns the eggs to keep them healthy.

Salamander



12

● **Predict**

Some eggs are looked after by the father.

The female seahorse's job is done once she lays eggs in the male's pouch. What do you think the male does with the eggs?

How do you think the male catfish looks after its eggs?

Turn to page 18.

These are emperor penguins. How would the male emperor penguin keep his egg warm?

What is the male midwife toad doing in the photo?

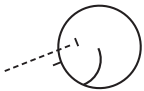
● **Read** to the end of page 19.

● **Reflect**

In your own words, tell me something you learned about seahorses.

Why does the emperor penguin rest his egg on his feet?

Where does the male toad carry his eggs?



Observe and support

Can the child interpret the text?


Why do you think the male catfish keeps the eggs in his mouth?

Fathers looking after eggs

Some eggs are looked after by their fathers.

The female seahorse lays eggs in the pouch of the male seahorse. The female's job is now done, and the male carries the eggs until they hatch. After about 20 days, the eggs hatch in the male seahorse's pouch. After they hatch, the babies stay in the pouch for another 10 days until they are ready to look after themselves.

Seahorse



16

This male fish begins looking after the eggs as soon as the female lays them. He keeps the eggs in his mouth until they are ready to hatch. This takes a few weeks. He doesn't eat until the eggs hatch.

Catfish



This male emperor penguin stays with his egg to keep it warm. He rests the egg on his feet to keep it off the ice.

He stays standing on the ice and goes without food for 60 days until the egg hatches.

The female penguin returns when the egg is ready to hatch. She then looks after the new baby chick while the male goes out to sea to feed.

Penguin



18

This toad carries 35 to 50 eggs wrapped around his back legs. He carries them for about three weeks until they are ready to hatch. The toad puts his back legs into the water where they will live and grow into adult toads.

Midwife toad



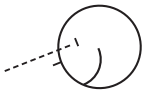
● **Predict**

*Some animals lay thousands or even millions of eggs.
Why would the Atlantic salmon and the oyster need to lay
so many eggs?*

● **Read** to the end of page 21.

● **Reflect**

*How does laying thousands of eggs help the eggs to
survive?*



Observe and support

Does the child monitor his or her reading and notice
when errors occur?


How did you know that was wrong?

What did you think about?

What could go there?

What would sound right?

What would look right?



Thousands of eggs


Would you believe that some animals lay thousands or even millions of eggs? These animals need to lay so many eggs because after the eggs hatch, many of the young animals will not survive.

This fish digs a hole in the bottom of the river. It can lay 6000 eggs at one time in this hole.

Atlantic
salmon

The oyster can make 500 million eggs in a year. It lays its eggs and they hatch 10 hours later.

When the eggs hatch, they become larvae. Later the larvae will grow shells. They will then become adult oysters that are unable to move.



Oyster

20

21

Predict

This is the conclusion. What is the purpose of a conclusion?

What do you think the conclusion will say?

Turn to the glossary on page 24.

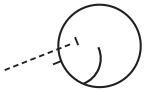
This glossary defines four of the difficult words found in this book. Let's read through them together to check that we know what they mean.

Read to the end of page 24.

Reflect

Are all the important points in this book found in the conclusion? Why?

Tell me what larvae are in your own words.




Observe and support

Can the child explain how to use a glossary?

What is this page? Why is it included? How do you use a glossary?

Conclusion

After animals have laid their eggs they look after them in different ways. Sometimes the mother cares for them, and sometimes the father does. Many animals work very hard to keep their eggs safe.



Glossary

larvae the young of some animals, such as flies, caterpillars and oysters

maggots the larvae of a fly or wasp; maggots don't have legs, and they live in rotting plants and food

predators animals that hunt other animals for food

waterhole a natural hole in which water collects; waterholes can be found in the desert or in a place where a river has dried up

After reading

Being a meaning maker

Encourage the children to support their answers with evidence from the book as they discuss these questions:

Why do some animals lay their eggs on food?

Why do animals want to keep their eggs safe?

How do they keep their eggs safe?

Being a code breaker

Explore the following language features:

- Verbs: bury, carry, cling, curls, digs, eat, feed, guards, hatch, holds, hop, lay, protects, rests, standing, turns
- Use the rhyme /ay/ to build words: bay, clay, day, hay, lay, may, pay, play, ray, tray, way

Being a text user

What kind of book is this? How do you know?


Did you enjoy this book?


Would you recommend it to anyone else? Who?

Being a text critic

What did the author need to know to write this book? How might she have learned this information?

Responding to text

 Ask the children to read a section of the book aloud. Have the children explain what they have just read to a partner.

 Blow up a section of the book to chart size, for example, page 6 and 7. Point out some features of an explanation and highlight these on the chart.


What is this section called?

What is it explaining?

How is the information introduced?

How do these animals lay their eggs on food?

Why do they lay their eggs on food?

 The children could find pictures of animals in magazines or on the Internet. These could be labelled with a range of verbs that describe what the animals are doing.

Writing links

Ask the children to make a model of one of the animals in the book. Use this experience to model the writing of an explanation of how the animal was made. The following questions could be used as a guide.

What have you made?

What did you need to make it?

How did you make it?

Did you have any problems making it? What did you do?

The children could write their own explanation to accompany their model.


Possible assessment focus

Can the children:

- point out the features of an explanation?
- identify verbs used in the text?

 whole text activity

 sentence activity

 word activity

Looking After Eggs

Topic: Animal Kingdoms/Relationships

Curriculum link: Natural Science

Text type: Explanation

Reading level: 20

Word count: 880


Vocabulary: burrow, guard, larvae, laying, maggots, pouch, predators, stomach, survive, temperature, waterhole

Possible literacy focus:

- Understanding the structure of an explanation.
- Identifying verbs used in the text.

ESL possibilities:

- Using the contents page to predict what the book will be about.
- Listing facts known prior to reading the book under the headings used in the contents page.
- Adding information to this list after reading the book.



Summary

This book explains the different ways that animals lay and look after their eggs.

AlphaWorld



ISBN 0-7253-3073-2



9 780725 330736