


The Ungrateful Tiger

Written by Julie Ellis
Illustrated by Chantal Stewart



alphakids



HORWITZ GARDNER
LIMITED
168c High Street
Egham, Surrey
TW20 9HP
United Kingdom

Published edition
© Eleanor Curtin
Publishing 2004
Text © Nicole di Marco
Photographs
© Eleanor Curtin
Publishing

First published 2004

Apart from any fair dealing for the purposes of study, research, criticism or review, as permitted under the Copyright Act of Australia, no part of this book may be reproduced by any process, or transmitted in any form, without permission of the copyright owner. Where copies of part or the whole of this book are made under Part VB of the Copyright Act, the law requires that records of such copying be kept and the copyright owner is entitled to claim payment.

Developed by
Eleanor Curtin Publishing
Designed by
Alexander Stitt
Production by
Publishing Solutions

Printed in China

ISBN 0 7253 3271 9

1 2 3 4 5 6 7 8 9
04 05 06

How to use this book

The Alphakids Plus teacher editions support teachers as they guide children's reading and thinking during one or more guided reading sessions. Teachers can observe children as they read and choose from the given suggestions to suit individual needs.

Before reading

Setting the context, front cover and title page:

The suggestions help teachers to set the scene and prepare children for reading the book. Prompts help to determine children's prior knowledge. Where necessary, background information is provided. Teachers are encouraged to check that children understand the vocabulary listed and to discuss the meanings and/or the structures of these words. Previous experiences with similar text types may also be discussed.

During reading

Predict, Read, Reflect:

Questions encourage children to engage with the text by making predictions. They then read a section of the text and reflect on what they have read. The focus is on the content, language and text features of the book.

Observe and support:

Prompts help teachers to focus on the strategies children use as they read. Teachers can then select from and adapt the suggestions according to the needs of the individual child. The suggestions aim to develop a child's reading abilities. Interruptions to the child's reading should be minimal.

After reading

A selection of reading and writing activities:

The last pages of the teacher edition provide follow-up activities and include the assessment focus.

Selected text features

- The story is written in the form of a folk tale – 'Once upon a time there was...'
- Direct speech is used throughout

Vocabulary

exactly, frightened, howling, jungle, nervously, peaceful, search, ungrateful, village, wondered



Setting the context

Have you ever read any stories about tigers?

What were the tigers like? What did they do?

Should you ever trust a tiger? Why?

If you helped a tiger, do you think it would be grateful? Why?



Front cover and title page

What sort of book do you think this will be? How can you tell?

What sort of character do you think the tiger will be?

● **Predict**

Look at the pictures on pages 2 and 3.

What is the tiger doing? What are the people doing?

Why?

Ask the children to read the first sentence of the story.

What does this sentence tell us about the type of story this will be?

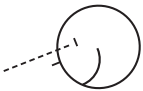
● **Read** to the end of page 3.

● **Reflect**

What sort of village does Sunni live in?

Why were the villagers frightened?

How did they try to solve their problem?



Observe and support

Can the child identify features of a folk tale?

Where does this story take place?

Who are the characters in the story? What do we know about them?

What details about the story have been included on these pages?

Once upon a time there was a boy named Sunni who lived in a small village near the jungle.

It was a happy and peaceful place until a tiger started coming into the village in search of food.



2

The villagers were very frightened.

They dug a deep pit outside the village to trap the tiger.



3

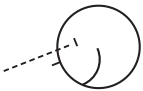
● **Predict**

*How do you think Sunni finds the tiger?
How might the tiger be feeling? How might Sunni be feeling?
What do you think Sunni will do?*

● **Read** to the end of page 7.

● **Reflect**

*Why did Sunni feel sorry for the tiger?
Why did Sunni help him out of the pit? How do you know this?*



Observe and support

Can the child use contextual information to explain the meaning of new vocabulary?
What does it mean to be grateful? How did you work that out?

One morning Sunni was collecting firewood when he heard a strange howling.

'What is making that noise?' he wondered.

He followed the sound until he came to the pit outside the village. At the bottom of the pit was a tiger.

The tiger looked hungry and unhappy.

When the tiger saw Sunni it cried, 'Help! Oh please help me get out of this pit!'



4



5

Sunni felt sorry for the tiger but he knew that tiger was dangerous.

So he called out, 'I can't help you. You might eat me!'

The tiger called back, 'If you help me, I'll be very grateful. I won't eat you!'



6

So Sunni decided to help the tiger.

He found a long branch and pushed it into the pit.


The tiger leapt onto the branch and quickly climbed out.



7

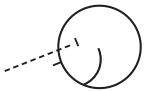
Predict

*Look at the pictures on pages 8 to 11.
Do you think the tiger will keep his word? Why?
What are Sunni and the tiger arguing about?
What do you think the elephant will suggest?*

 **Read** to the end of page 11.

Reflect

*Why did Sunni cry, 'That's not fair'?
What does the elephant suggest?
How do you think the elephant will help Sunni?*



Observe and support

Ask one child to read aloud to you while the others are reading silently. Can the child read the text fluently? Does the child read the text with expression?
*Can you read it so that it sounds like Sunni talking?
How might he be feeling? How might his voice sound?*


Once the tiger was out of the pit, Sunni could see that it was very big and strong.

Sunni was scared. He moved away from the tiger. 'I think,' he said nervously, 'I should take my firewood back to the village. My family will be waiting for me.' And he backed away further.

'Wait!' said the tiger. 'Not so fast. I'm hungry. I'm going to eat you up.'

'But you said that you would be very grateful if I helped you get out of the pit! You said you wouldn't eat me!' cried Sunni.

'I did say that,' agreed the tiger, 'but now that I'm out, I think I'll eat you anyway.'




'That's not fair,' cried Sunni. 'You tricked me.'

'I'm very fair,' said the tiger. 'But I'm very hungry too. So I'm going to eat you.'

As they were arguing, an elephant came by. The elephant said to them, 'Why don't you let me work out if Sunni should be eaten?'

Sunni agreed immediately.

The tiger looked cross. His stomach rumbled. But he agreed.



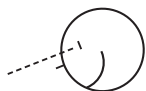
● **Predict**

*What is the elephant doing?
How does the tiger get back into the pit?*

● **Read** to the end of page 13.

● **Reflect**

*How does the elephant trick the tiger? Should he have done this?
What sort of character is the elephant? Why do you think so?*



Observe and support

Can the child identify a question mark and explain what it is used for?

Can you show me a question mark on page 13?

What does it tell you when you are reading?

How does your voice sound when you read a question?

'Before I tell you what I think, I need to see exactly what happened,' said the elephant.

So they went over to the pit.


'Show me where you were when Sunni found you,' said the elephant to the tiger.

The tiger jumped down into the pit.

'Was this branch in the pit?' asked the elephant.

'No, it wasn't,' said the tiger.

So the elephant quickly pulled the branch out of the pit.



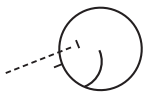
● **Predict**

*How do you think Sunni will react to the tiger's situation?
What will the elephant and the tiger say to each other?
What will happen to the tiger?*

● **Read** to the end of page 16.

● **Reflect**

*How would Sunni be feeling?
Does the tiger get what he deserves? Why?
How would you describe the tiger to someone who has
not read the book?*



Observe and support

Can the child identify how a folk tale is organised?
Can they identify the problem and the resolution?
What problem does Sunni face? How is it solved?

Sunni smiled. The tiger was trapped in the pit again!
The tiger was trapped in the pit again!

'That's not fair,' cried the tiger.
'You tricked me!'

But the elephant said to the tiger,
'You tricked Sunni into helping you when
you were planning to eat him anyway.
You may be hungry, but you are a most
unfair and ungrateful tiger!'



The elephant turned and walked away.
Sunni picked up his firewood and hurried
back to the village.

And the ungrateful tiger howled and howled
at the bottom of the deep pit.



After reading

Being a meaning maker

Encourage the children to support their answers with evidence from the book as they discuss these questions:

Why is the book called 'The Ungrateful Tiger'? What does 'ungrateful' mean?

How did the elephant trick the tiger?

Should the elephant have tricked the tiger? Why?

Should people be grateful if others help them?

Being a code breaker

Children may like to explore the following language features:

- the range of words used to indicate who spoke: cried, agreed, said nervously, called out to, wondered, asked
- use of the prefix 'un': unfair, ungrateful
- blends: st started, stomach; str: strong, strange; tr: trapped, tricked

Being a text user

What kind of story is this? How do you know?

What happens at the beginning of the story?

What problem does Sunni have?

How is it solved?

Being a text critic

What would you do if you found a tiger in a pit?

Responding to text



Children could work in cooperative groups to make stick puppets of the characters in the book. These could be used to practise and perform a puppet play of the story.



Children could list a range of words that can be used instead of 'said'. These could be written in sentences on cards and used for writing reference.



Children could identify and compile a list of 'tricky' words from the text. They could draw a picture for each word to illustrate its meaning. This could be compiled as a dictionary for 'The Ungrateful Tiger'.

Writing links

Shared writing

Model the making of a story map based on 'The Ungrateful Tiger'. The map should show the significant events and the setting of the story. Children could work in a small group to produce their own map of another familiar narrative.

Independent writing

Children could retell the story from the point of view of the tiger or the elephant. Children could write the next chapter in the tiger's story describing how he learns to be grateful and how he gets out of the pit.

Possible assessment focus

Can the child:

- explain where the story was set?
- describe how the problem was solved?
- explain what kind of story this is?



whole text activity



sentence activity



word activity



Teacher Edition

Topic: Honesty

Curriculum link: English

Text type: Folk tale

Reading level: 20

Word count: 519

Vocabulary: exactly, frightened, howling, jungle, nervously, peaceful, search, ungrateful, village, wondered

Possible literacy focus

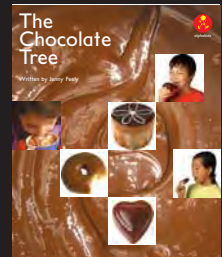



Exploring plot development.

Exploring the features of a folk tale.


Summary

This book is a retelling of a folk tale about how a tiger tricks a boy and is in turn tricked by a wise elephant.

Other books at this level



ISBN 0-7253-3271-9



9 780725 332716



alphakids